

INSTALLATION & OPERATION DESCRIPTION

FLOJET's Inline Water Pressure Regulator reduces inlet water pressure to safe levels for pumps and appliances. Models are available in pre-set, non-adjustable maximum (nominal) outlet pressures. Actual outlet pressure varies with inlet flow rate and pressure, reference performance section on next page for details.

MOUNTING/PLUMBING

- Read General Safety Information below before starting.
- Position regulator before equipment/appliance inlet side. When possible, mount regulator where visible and accessible for cleaning.
- Arrow on regulator indicates direction of flow.
- Regulator may be mounted vertically or horizontally.
- Plumb regulator to braided, high-pressure, flexible tubing on both ends, and secure with Stepless stainless-steel clamp. Do not plumb regulator directly to rigid tubing, or any pipe.
- Secure regulator and tubing with cable ties to reduce possibility of stress to regulator and tubing.

NOTE: Water pipe connections and fixtures directly connected to a potable water supply shall be sized, installed and maintained in accordance with federal, state and local codes.

CLEANING

Inlet port should be inspected and cleaned several times per year or more depending on water quality. See General Safety Information below before attempting.

GENERAL SAFETY INFORMATION

Protect yourself and others by observing all safety information for equipment and appliances. Shut off all power and drain pressure from system prior to any installation, removal or service.

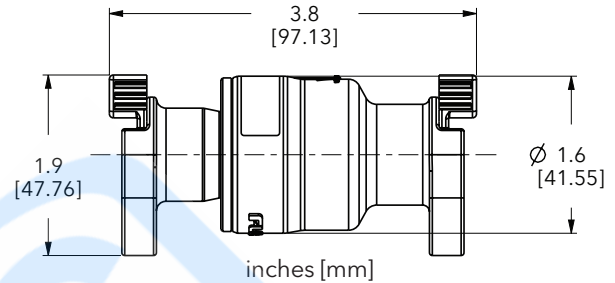
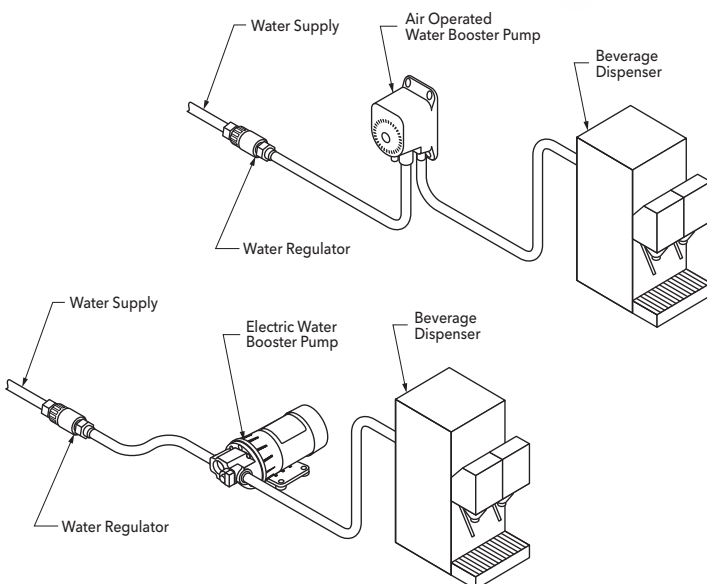
PRODUCT DATA

Design Inline water pressure regulator
 Ports Quick Connect

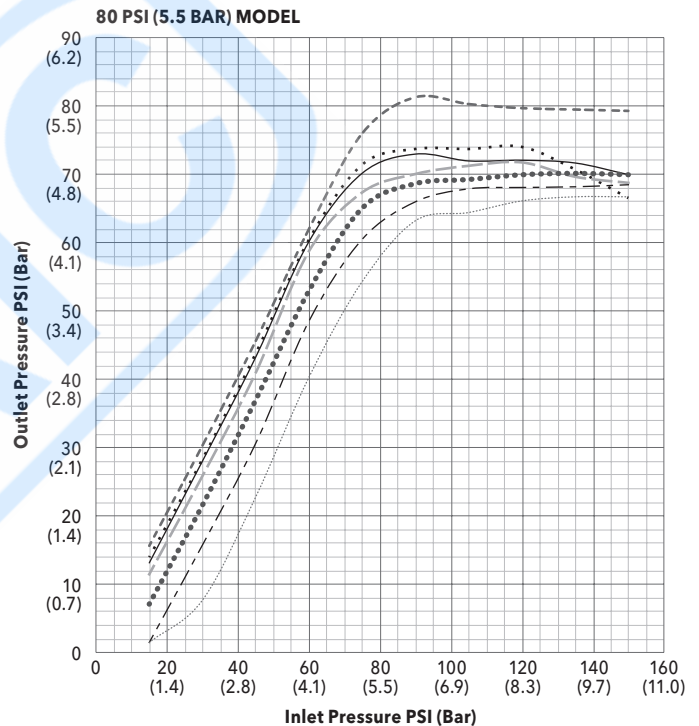
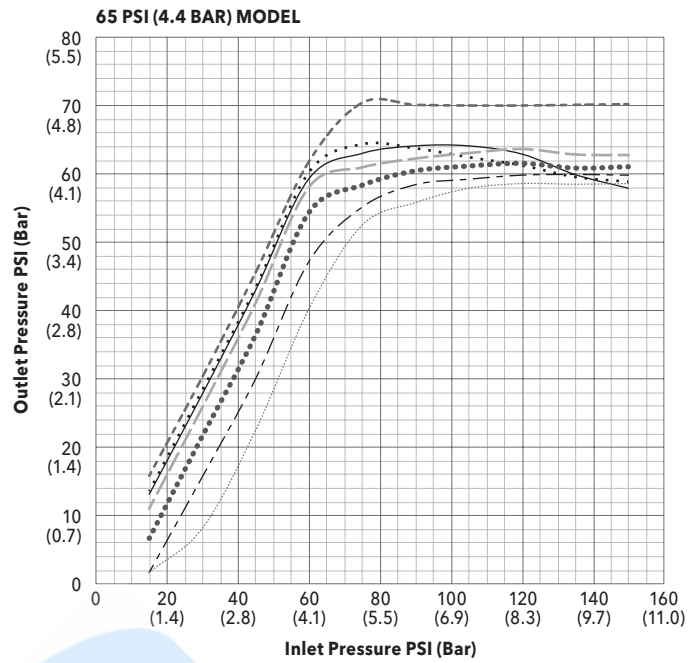
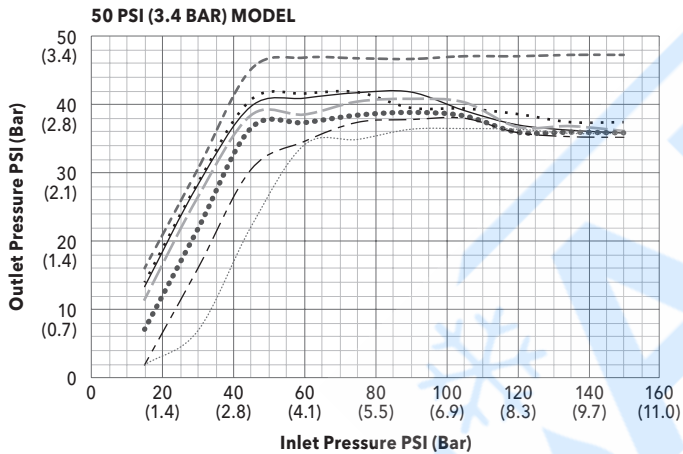
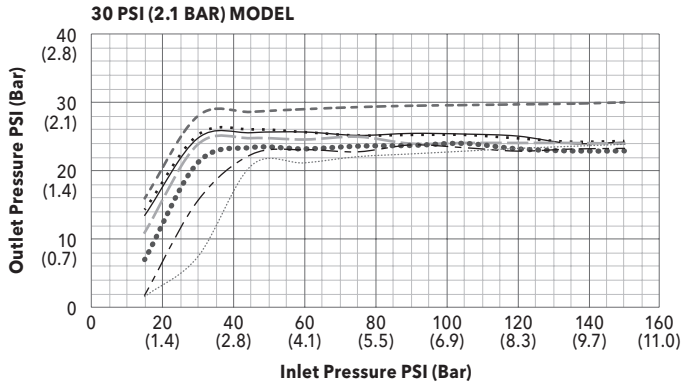
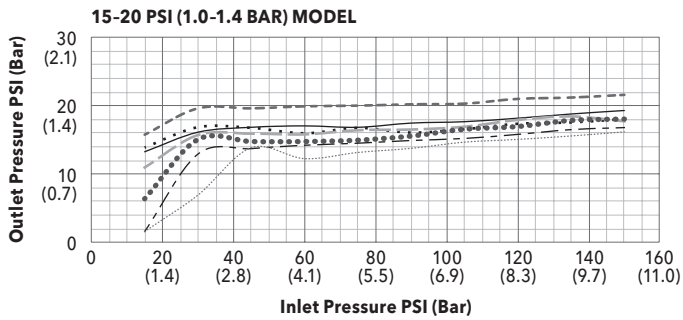
PERFORMANCE SPECIFICATIONS

Inlet water pressure 150 psi (10 bar) max.
 Fluid temperature 33–120°F (1–48°C)
 Compliance See table

TYPICAL APPLICATIONS



MODEL #	LIQUID IN	LIQUID OUT	PRESSURE RATING PSI (BAR)	COMPLIANCE
01754300C	None	None	50 (3.4)	
01754302C	10/13 mm 3/8" HB	10/13 mm 3/8" HB	50 (3.4)	
01754320C	None	None	30 (2.1)	
01754322C	10/13 mm 3/8" HB	10/13 mm 3/8" HB	30 (2.1)	
01754328C	1/2" JG	15 mm JG	30 (2.1)	
01754330C	None	None	80 (5.5)	
01754350C	None	None	15-20 (1.0-1.4)	
01752350C	None	None	15-20 (1.0-1.4)	
01752352C	10/13 mm 3/8" HB	10/13 mm 3/8" HB	15-20 (1.0-1.4)	
01752327C	10/13 mm 3/8" HB	15 mm JG	30 (2.1)	
01752320C	None	None	30 (2.1)	
01752322C	10/13 mm 3/8" HB	10/13 mm 3/8" HB	30 (2.1)	
01752422C	3/8" HB SS	3/8" HB SS	30 (2.1)	
01752402C	3/8" HB SS	3/8" HB SS	50 (3.4)	
01752409C	1/2" HB SS	3/8" HB SS	50 (3.4)	
01752300C	None	None	50 (3.4)	
01752302C	10/13 mm 3/8" HB	10/13 mm 3/8" HB	50 (3.4)	
01752462C	10/13 mm 3/8" HB	10/13 mm 3/8" HB	65 (4.4)	
01752360C	None	None	65 (4.4)	
01752330C	None	None	80 (5.5)	



LEGEND

- Static (No Flow)
- 0.5 GPM (1.9 LPM)
- _____ 1 GPM (3.8 LPM)
- - - - - 2 GPM (7.6 LPM)
- 3 GPM (11.4 LPM)
- - - - - 4 GPM (15.1 LPM)
- 5 GPM (18.9 LPM)

THE PRODUCT DESCRIBED HEREIN THE ORIGINAL INSTRUCTIONS IS SUBJECT TO THE XYLEM LIMITED WARRANTY.

XYLEM LIMITED WARRANTY WARRANTS THIS PRODUCT TO BE FREE OF DEFECTS AND WORKMANSHIP FOR A PERIOD OF 1 YEAR. THE WARRANTY IS EXCLUSIVE AND IN LIEU OF ANY AND ALL OTHER EXPRESS OR IMPLIED WARRANTIES, GUARANTEES, CONDITIONS OR TERMS OF WHATEVER NATURE RELATING TO THE GOODS PROVIDED HEREUNDER, INCLUDING WITHOUT LIMITATION ANY IMPLIED WARRANTIES OF MERCHANTABILITY AND FITNESS FOR A PARTICULAR PURPOSE, WHICH ARE HEREBY EXPRESSLY DISCLAIMED AND EXCLUDED. EXCEPT AS OTHERWISE PROVIDED BY LAW, BUYER'S EXCLUSIVE REMEDY AND SELLER'S AGGREGATE LIABILITY FOR BREACH OF ANY OF THE FOREGOING WARRANTIES ARE LIMITED TO REPAIRING OR REPLACING THE PRODUCT AND SHALL IN ALL CASES BE LIMITED TO THE AMOUNT PAID BY THE BUYER HEREUNDER. IN NO EVENT IS SELLER LIABLE FOR ANY OTHER FORM OF DAMAGES, WHETHER DIRECT, INDIRECT, LIQUIDATED, INCIDENTAL, CONSEQUENTIAL, PUNITIVE, EXEMPLARY OR SPECIAL DAMAGES, INCLUDING BUT NOT LIMITED TO LOSS OF PROFIT, LOSS OF ANTICIPATED SAVINGS OR REVENUE, LOSS OF INCOME, LOSS OF BUSINESS, LOSS OF PRODUCTION, LOSS OF OPPORTUNITY OR LOSS OF REPUTATION. THIS WARRANTY IS ONLY A REPRESENTATION OF THE COMPLETE LIMITED WARRANTY. FOR A DETAILED EXPLANATION, PLEASE VISIT US AT www.xylemflowcontrol.com/support/, CALL OUR OFFICE NUMBER LISTED, OR WRITE A LETTER TO YOUR REGIONAL OFFICE.

www.xylem.com/flojet

FLOJET
a xylem brand

USA
Xylem Inc.
100 Cummings Center Drive
Suite 535-N
Beverly MA, 01915
Tel: +1 978 281 0440
Fax: +1 978 283 2619

USA
Xylem Inc.
17942 Cowan
Irvine, CA 92614
Tel: +1 949 608 3900
Fax: +1 949 608 3887

UK
Xylem Inc.
Bingley Road, Hoddesdon
Hertfordshire EN11 0BU
Tel: +44 (0) 1992 450145
Fax: +44 (0) 1992 467132

CHINA
Xylem Inc.
30/F Tower A
100 Zunyi Road
Shanghai, China 200051
Tel: +86 21 2208 2888
Fax: +86 21 2208 2999

GERMANY
Xylem Inc.
Oststrasse 28
22844 Norderstedt
Tel: +49 40 53 53 73 0
Fax: +49 40 53 53 73 11

ITALY
Xylem Inc.
Via Tommaseo, 6
20059 Vimercate, Milano
Tel: +39 039 685 2323
Fax: +39 039 666 307

AUSTRALIA
Xylem Inc.
3/1 Federation Way
Moorabbin Airport, VIC 3194
Tel: +61 3 8551 6800
Fax: +61 2 9832 6493